

Report No. 11: Week ending 31 May 2020

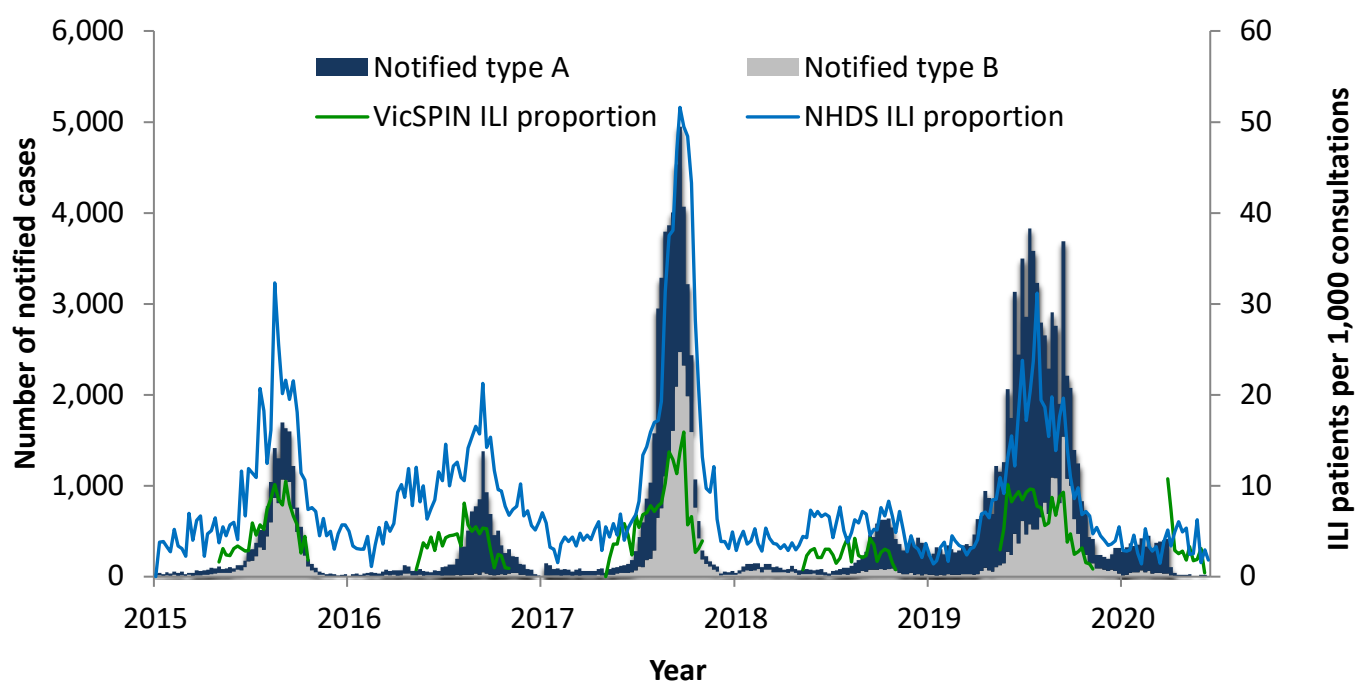
Overview: The 2020 influenza season so far

Influenza-like illness (ILI) for the eleventh reporting week remains **below the average** activity threshold with **0.41 ILIs per 1000 patients seen**.

The number of notified cases of laboratory confirmed influenza is **0.3 times** the number notified by the same time in 2019. The majority of notified cases over the season have been **type A (88.5%)**, and type A cases are older than type B cases.

One swab was received from VicSPIN this week, of which **0% (0 swabs) were positive** for influenza. No other respiratory viruses were detected in that swab.

Figure 1. Routinely notified influenza cases and VicSPIN and National Home Doctor Service (NHDS) ILI consultation proportions, Victoria, 2015 – 2020



National Home Doctor Service (Victoria)

- The ILI proportion for this week is 1.83 ILI cases per 1,000 patients seen (Figure 1).
- ILI activity has decreased further since last week and remains **below** the average activity threshold range of 10-35 ILI cases per 1,000 patients seen.

Victorian Sentinel Practice Influenza Network

- The ILI proportion measured by VicSPIN is substantially lower than last week and continues to be below the average activity level with 0.41 ILI cases per 1,000 patients seen. (Figures 1 & 2).
- One swabs was received this week, of which 0 (0%) were positive for influenza. No other respiratory viruses were detected in that swab (Figure 3).

Table 1. Summary of reporting from general practice sentinel sites, week ending 31 May 2020

	Week	Year-to-date
Number (%) of general practitioners reporting	53 (100%)	
Total patients seen	4909	46,952
Total patients with ILI	2	150
Consultation rate for ILI (per 1,000 patients)	0.41	3.2
Number of specimens received	1	112
Number (%) positive for influenza	0 (0%)	1 (0.9%)

Figure 2. VicSPIN ILI consultation proportions, Victoria, 2017, 2018, 2019 and 2020

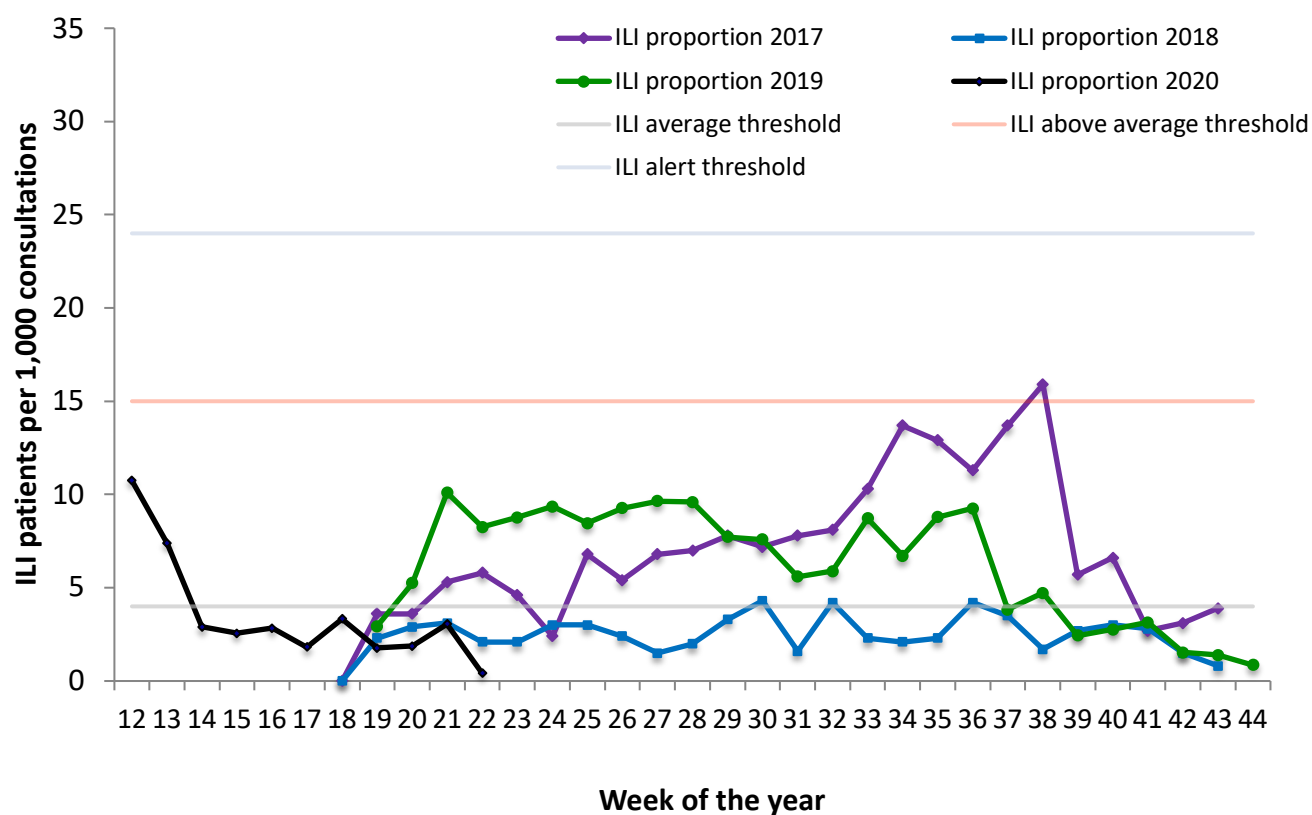
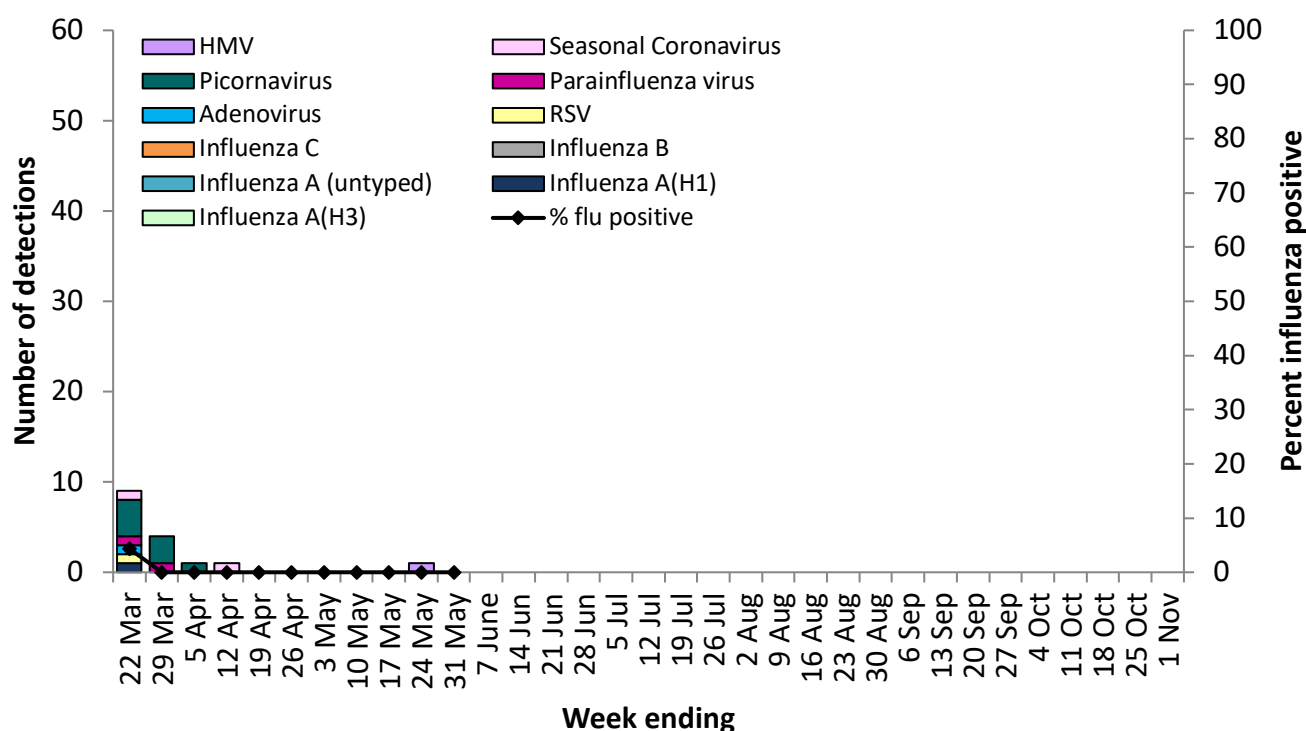


Figure 3. VicSPIN respiratory virus detections and percent influenza positive, Victoria, 2020



Observations from other influenza surveillance systems

Notified cases of laboratory confirmed influenza

- A total of 4,751 cases of laboratory confirmed influenza have been processed so far in 2020, only 0.3 times the number notified by the same time in 2019 (Figure 1). This number is subject to change as notifications are processed and entered.
- Year to date, 88.5% of notified cases have been type A (14% of Type A cases are aged less than 10 years and 16% aged 65 years and over) and 11.5% have been type B (20% of Type B cases are aged less than 10 years and 7% aged 65 years and over).

World Health Organization Collaborating Centre for Reference and Research on Influenza

- The strains included in the 2020 influenza vaccine are: A/Brisbane/02/2018 (H1N1)pdm09-like virus; A/South Australia/34/2019 (H3N2)-like virus and B/Washington/02/2019-like (B/Victoria lineage) virus with the quadrivalent vaccine including B/Phuket/3073/2013-like (B/Yamagata lineage) virus.
- A total of 69 Victorian isolates have been strain-typed by the WHO to date: 27 as A/Brisbane/02/2018-Like; 30 as A/Brisbane/02/2018-Low Reactor; 4 as A/South Australia/34/2019-Like; 3 as A/South Australia/34/2019-Low Reactor; and 5 as B/Washington/02/2019-Like.
- No isolates have shown resistance to zanamivir but two isolates have shown resistance to oseltamivir, among the 222 Australian isolates tested so far in 2020.