

## Report No. 28: Week ending 27 Sept 2020

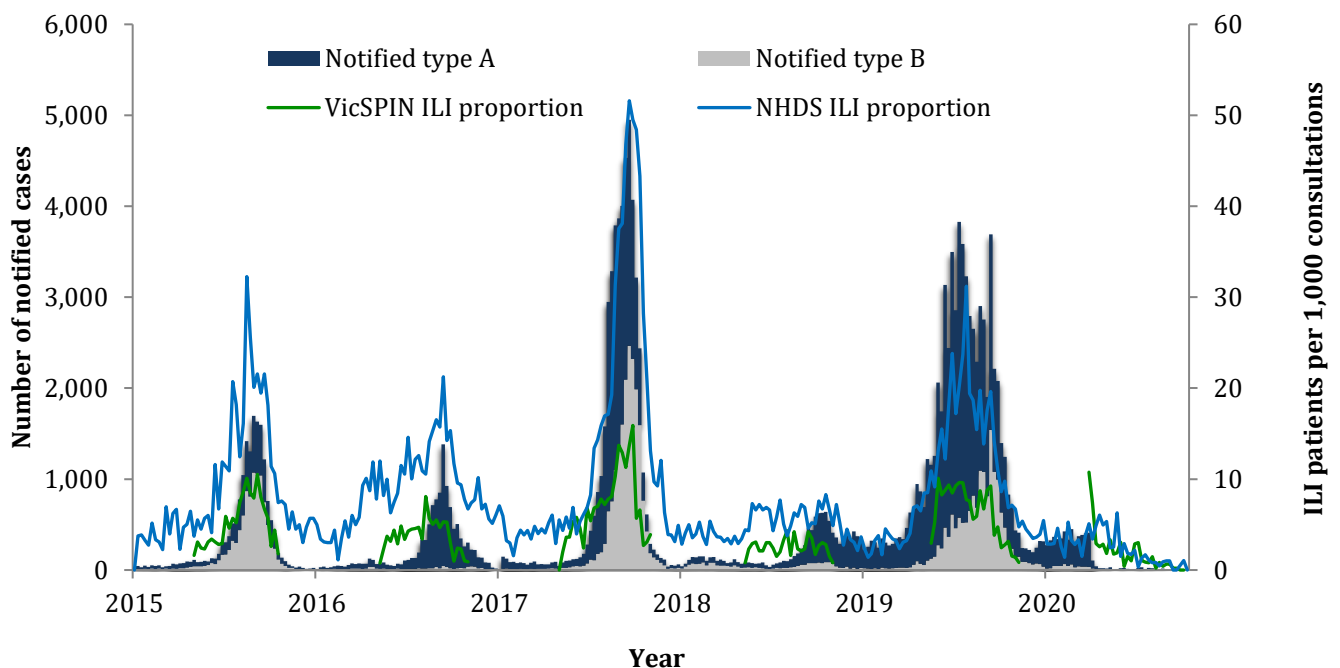
### Overview: The 2020 influenza season so far

Influenza-like illness (ILI) for the 28<sup>th</sup> reporting week is similar to last week and remains **well below the average activity threshold with 0 ILIs per 1000 patients seen**

The number of notified cases of laboratory confirmed influenza is **92% lower** than the number notified by the same time in 2019. The majority of notified cases over the season have been **type A (88.5%)**, and type A cases are older than type B cases.

**Zero swabs** were received from VicSPIN this week.

*Figure 1. Routinely notified influenza cases, VicSPIN and National Home Doctor Service (NHDS) ILI consultation proportions, Victoria, 2015 – 2020*



### National Home Doctor Service (Victoria)

- The ILI proportion for this week is 0 ILI case per 1,000 patients seen (Figure 1).
- ILI activity is similar to last week and remains **below** the average activity threshold range of 10-35 ILI cases per 1,000 patients seen.

### Victorian Sentinel Practice Influenza Network

- The ILI proportion measured by VicSPIN is similar to last week and continues to be well below the average activity threshold with 0 ILI cases per 1,000 patients seen. (Figures 1 & 2, and Table 1).
- Zero swabs were received from VicSPIN this week (Figure 3 and Table 1).

Table 1. Summary of reporting from general practice sentinel sites, week ending 27 September 2020

	Week	Year-to-date
Number (%) of general practitioners reporting	52 (100%)	
Total patients seen	127,748	123,061
Total patients with ILI	0	226
Consultation rate for ILI (per 1,000 patients)	0	1.8
Number of specimens received	0	125
Number (%) positive for influenza	0 (0%)	1 (0.8%)

Figure 2. VicSPIN ILI consultation proportions, Victoria, 2017, 2018, 2019 and 2020

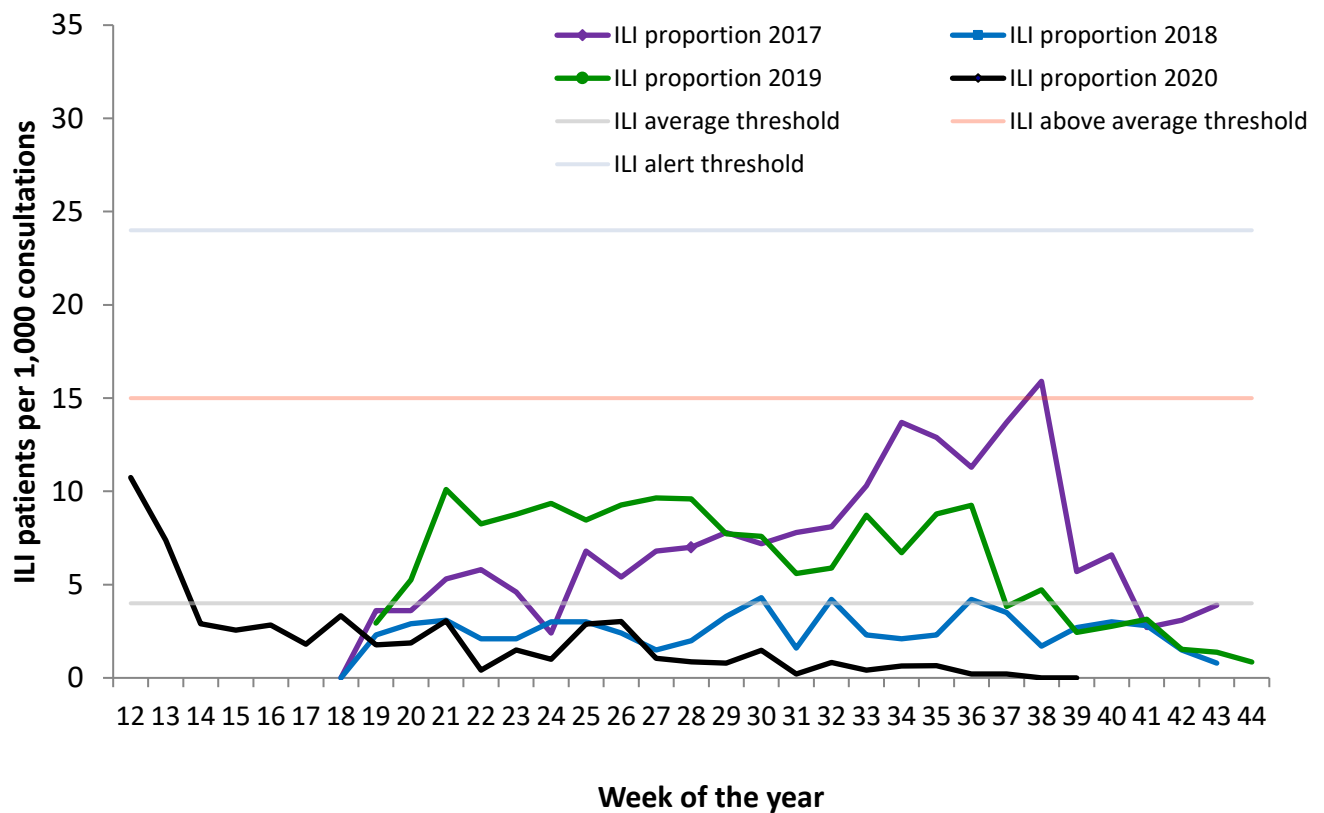
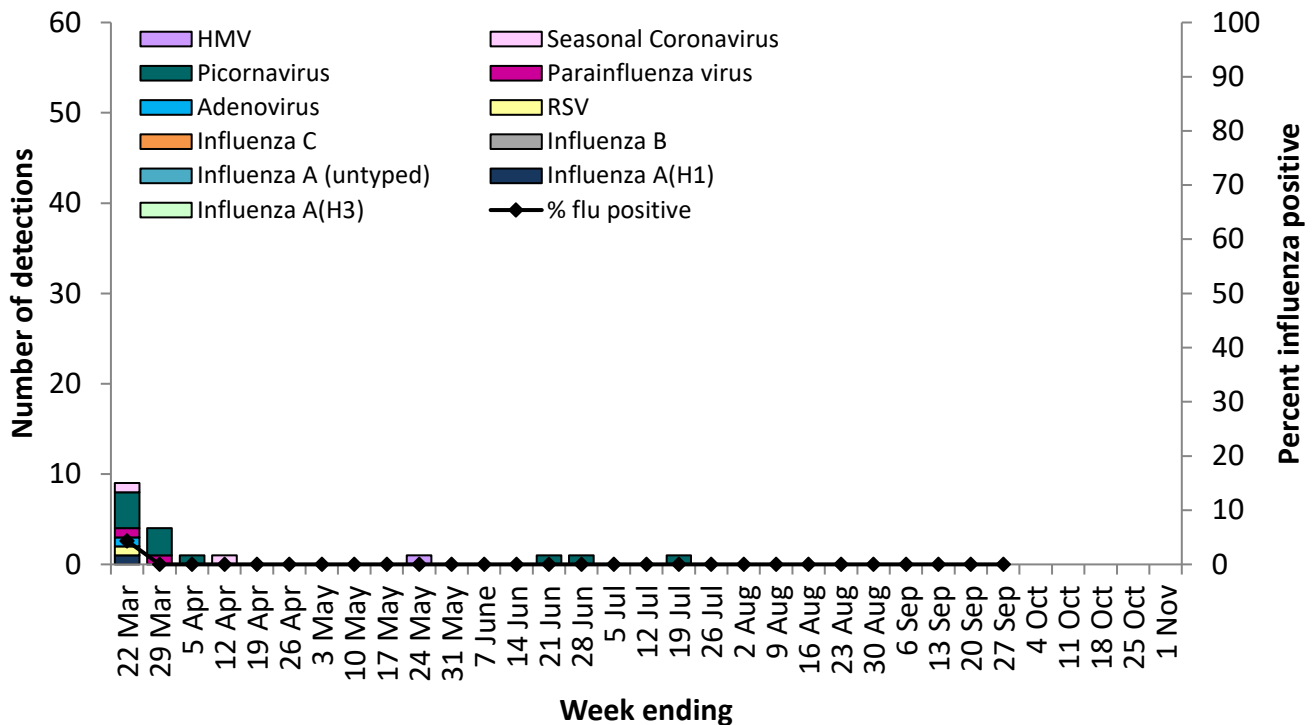


Figure 3. VicSPIN respiratory virus detections and percent influenza positive, Victoria, 2020



## Observations from other influenza surveillance systems

### Notified cases of laboratory confirmed influenza

- The number of notified cases of laboratory confirmed influenza is similar to last week with 1 case compared to 0 in the previous week.
- A total of 4,939 cases of laboratory confirmed influenza have been processed so far in 2020, a 92% decrease on the number notified by the same time in 2019 (Figure 1).
- Year to date, 88.5% of notified cases have been type A (14% of Type A cases are aged less than 10 years and 16% aged 65 years and over) and 11.5% have been type B (20% of Type B cases are aged less than 10 years and 7% aged 65 years and over).

### World Health Organization Collaborating Centre for Reference and Research on Influenza

- The strains included in the 2020 influenza vaccine are: A/Brisbane/02/2018 (H1N1)pdm09-like virus; A/South Australia/34/2019 (H3N2)-like virus and B/Washington/02/2019-like (B/Victoria lineage) and B/Phuket/3073/2013-like (B/Yamagata lineage) virus. All seasonal influenza vaccines available for use in Australia in 2020 are quadrivalent vaccines (QIV).
- A total of 92 Victorian isolates have been strain-typed by the WHO to date: 31 as A/Brisbane/02/2018-Like; 45 as A/Brisbane/02/2018-Low Reactor; 5 as A/South Australia/34/2019-Like; 3 as A/South Australia/34/2019-Low Reactor; 7 as B/Washington/02/2019-Like and 1 as B/Phuket/3073/2013-Like.
- No isolates have shown resistance to zanamivir, however two isolates have shown resistance to oseltamivir, among the 323 Australian isolates tested so far in 2020.