

Report No. 3: Week ending 5 April 2020

Overview: The 2020 influenza season so far

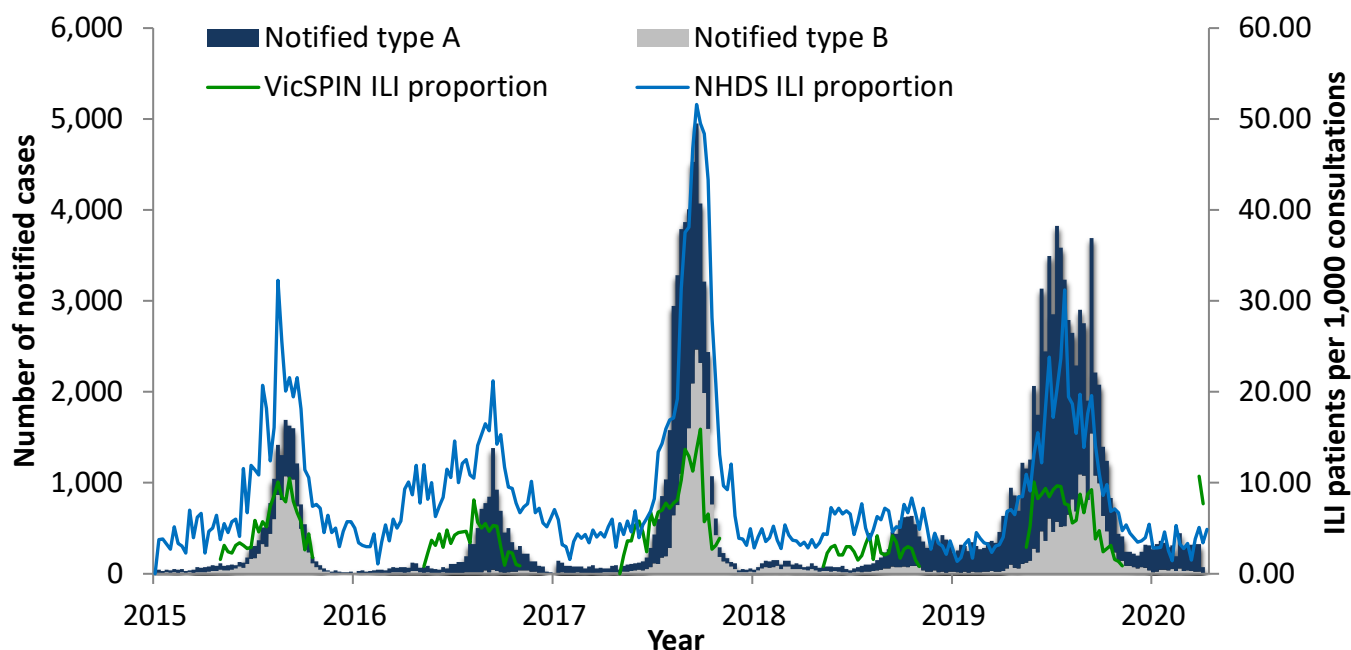
VicSPIN influenza surveillance has commenced early this year with a smaller cohort of GPs contributing data due to changes in clinical practice in response to the Covid-19 pandemic. Some GPs have also elected not to commence until the official start of the influenza season at the end of April.

Influenza-like illness (ILI) for the third reporting week has decreased substantially and is **below the average** threshold with **3.0 ILIs per 1000 patients seen**.

The number of notified cases of laboratory confirmed influenza is **0.8 times** the number notified by the same time in 2019. The majority of notified cases over the season have been **type A (88.5%)**, and type A cases are older than type B cases.

Twelve swabs were received from VicSPIN this week, of which **0% (0 swabs) were positive** for influenza.

Figure 1. Routinely notified influenza cases and VicSPIN and National Home Doctor Service (NHDS) ILI consultation proportions, Victoria, 2015 – 2020



National Home Doctor Service (Victoria)

- The ILI proportion for this week is 6.0 ILI cases per 1,000 patients seen (Figure 1).
- ILI activity is **below** the average activity threshold range of 10-35 ILI cases per 1,000 patients seen.

Victorian Sentinel Practice Influenza Network

- The ILI proportion measured by VicSPIN has decreased substantially and is below the average activity level with 3.0 ILI cases per 1,000 patients seen. (Figures 1 & 2).
- Twelve swabs were received this week, of which 0 (0%) were positive for influenza. Picornavirus was detected in one swab (Figure 3).

Table 1. Summary of reporting from general practice sentinel sites, week ending 5 April 2020

	Week	Year-to-date
Number (%) of general practitioners reporting	44 (96%)	
Total patients seen	4342	11,157
Total patients with ILI	13	73
Consultation rate for ILI (per 1,000 patients)	3.0	6.5
Number of specimens received	12	55
Number (%) positive for influenza	0 (0%)	1 (1.8%)

Figure 2. VicSPIN ILI consultation proportions, Victoria, 2017, 2018, 2019 and 2020

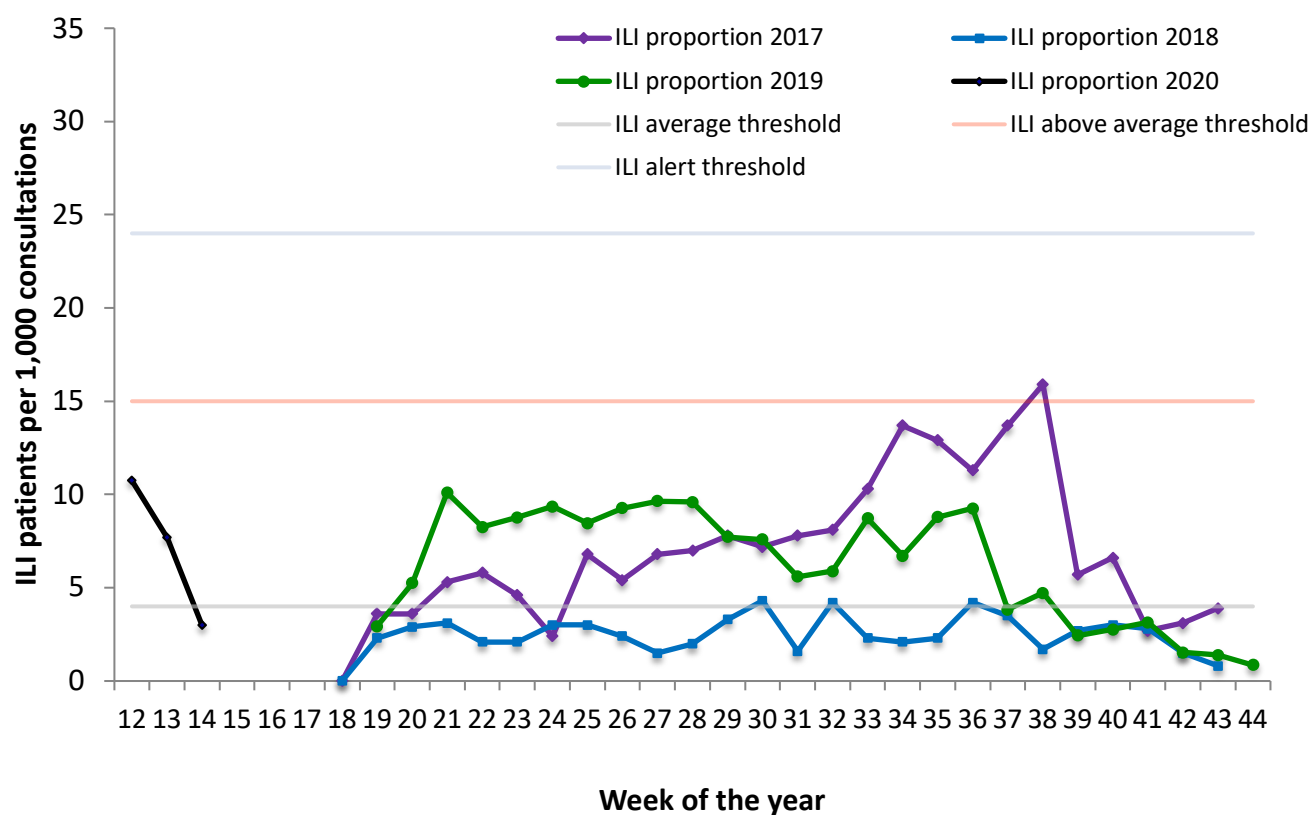
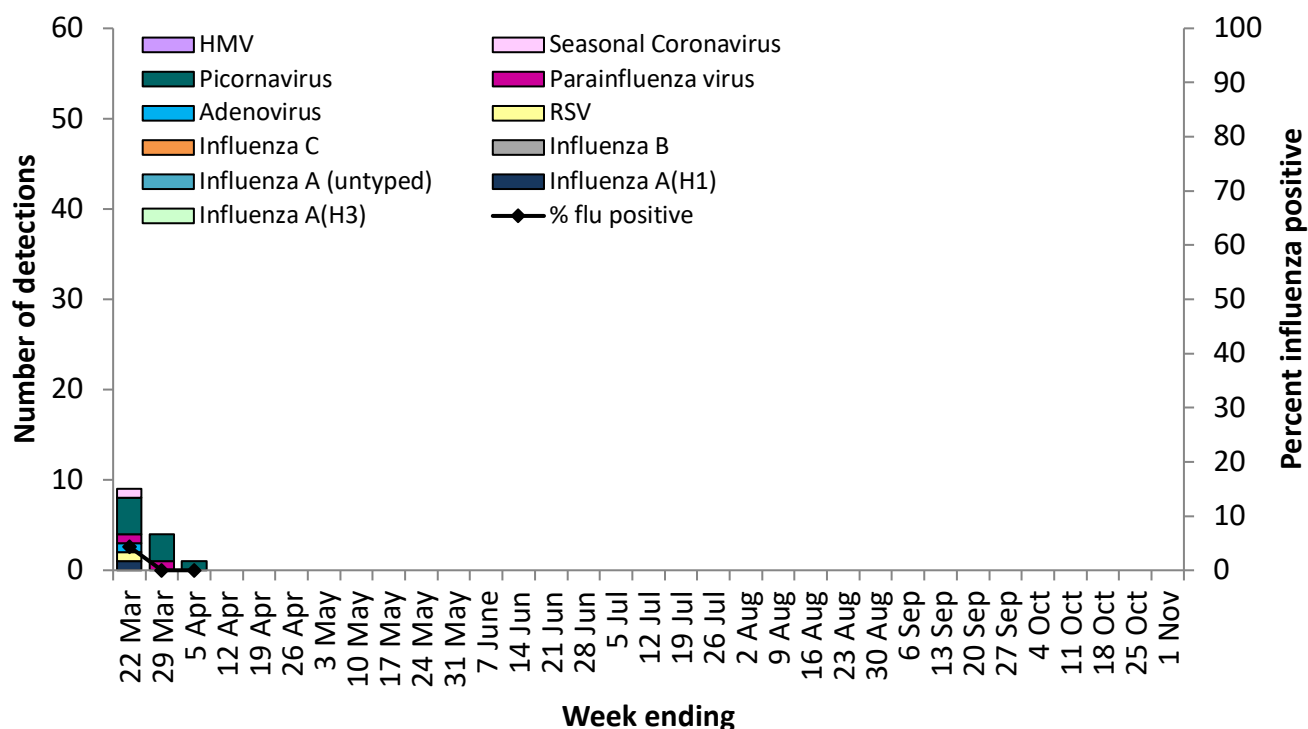


Figure 3. VicSPIN respiratory virus detections and percent influenza positive, Victoria, 2020



Observations from other influenza surveillance systems

Notified cases of laboratory confirmed influenza

- A total of 3,955 cases of laboratory confirmed influenza have been processed so far in 2020, slightly fewer than (0.8 times) the number of cases notified by the same time in 2019 (Figure 1). This number is subject to change as notifications are processed and entered.
- Year to date, 88.5% of notified cases have been type A (14% aged less than 10 years and 16% aged 65 years and over) and 11.5% have been type B (18% aged less than 10 years and 6% aged 65 years and over). However, there has been a shift in the ratio of type A to B, with 91% type A and 9% type B in the last 4 weeks.

World Health Organization Collaborating Centre for Reference and Research on Influenza

- The strains included in the 2019 influenza vaccine are: A/Brisbane/02/2018 (H1N1)pdm09-like virus; A/South Australia/34/2019 (H3N2)-like virus and B/Washington/02/2019-like (B/Victoria lineage) virus with the quadrivalent vaccine including B/Phuket/3073/2013-like (B/Yamagata lineage) virus.
- A total of 45 Victorian isolates have been strain-typed by the WHO to date: 21 as A/Brisbane/02/2018-Like; 13 as A/Brisbane/02/2018-Low Reactor; 4 as A/South Australia/34/2019-Like; 2 as A/South Australia/34/2019-Low Reactor; and 5 as B/Washington/02/2019-Like.
- No isolates have shown resistance to oseltamivir or zanamivir, among the 120 Australian isolates tested so far in 2020.