

Report No. 6: Week ending 26 April 2020

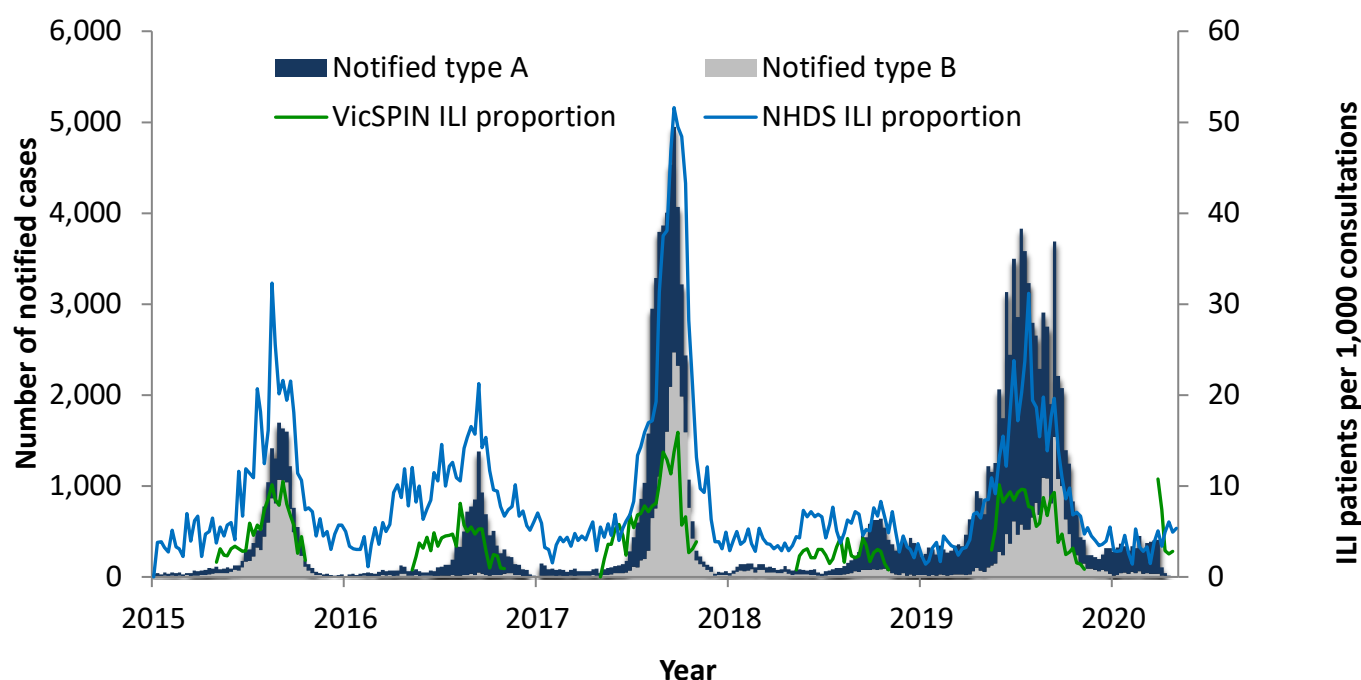
Overview: The 2020 influenza season so far

Influenza-like illness (ILI) for the sixth reporting week has decreased further and is **substantially below the average** threshold with **1.6 ILIs per 1000 patients seen**.

The number of notified cases of laboratory confirmed influenza is **0.6 times** the number notified by the same time in 2019. The majority of notified cases over the season have been **type A (88.5%)**, and type A cases are older than type B cases.

Three swabs were received from VicSPIN this week, of which **0% (0 swabs)** were positive for influenza.

Figure 1. Routinely notified influenza cases and VicSPIN and National Home Doctor Service (NHDS) ILI consultation proportions, Victoria, 2015 – 2020



National Home Doctor Service (Victoria)

- The ILI proportion for this week is 2.4 ILI cases per 1,000 patients seen (Figure 1).
- ILI activity is **below** the average activity threshold range of 10-35 ILI cases per 1,000 patients seen.

Victorian Sentinel Practice Influenza Network

- The ILI proportion measured by VicSPIN continues to be below the average activity level with 1.6 ILI cases per 1,000 patients seen. (Figures 1 & 2).
- Three swabs were received this week, of which 0 (0%) were positive for influenza. No viruses were detected in any swabs this week (Figure 3).

Table 1. Summary of reporting from general practice sentinel sites, week ending 26 April 2020

	Week	Year-to-date
Number (%) of general practitioners reporting	46 (100%)	
Total patients seen	4,416	22,766
Total patients with ILI	7	99
Consultation rate for ILI (per 1,000 patients)	1.6	4.3
Number of specimens received	3	73
Number (%) positive for influenza	0 (0%)	1 (1.4%)

Figure 2. VicSPIN ILI consultation proportions, Victoria, 2017, 2018, 2019 and 2020

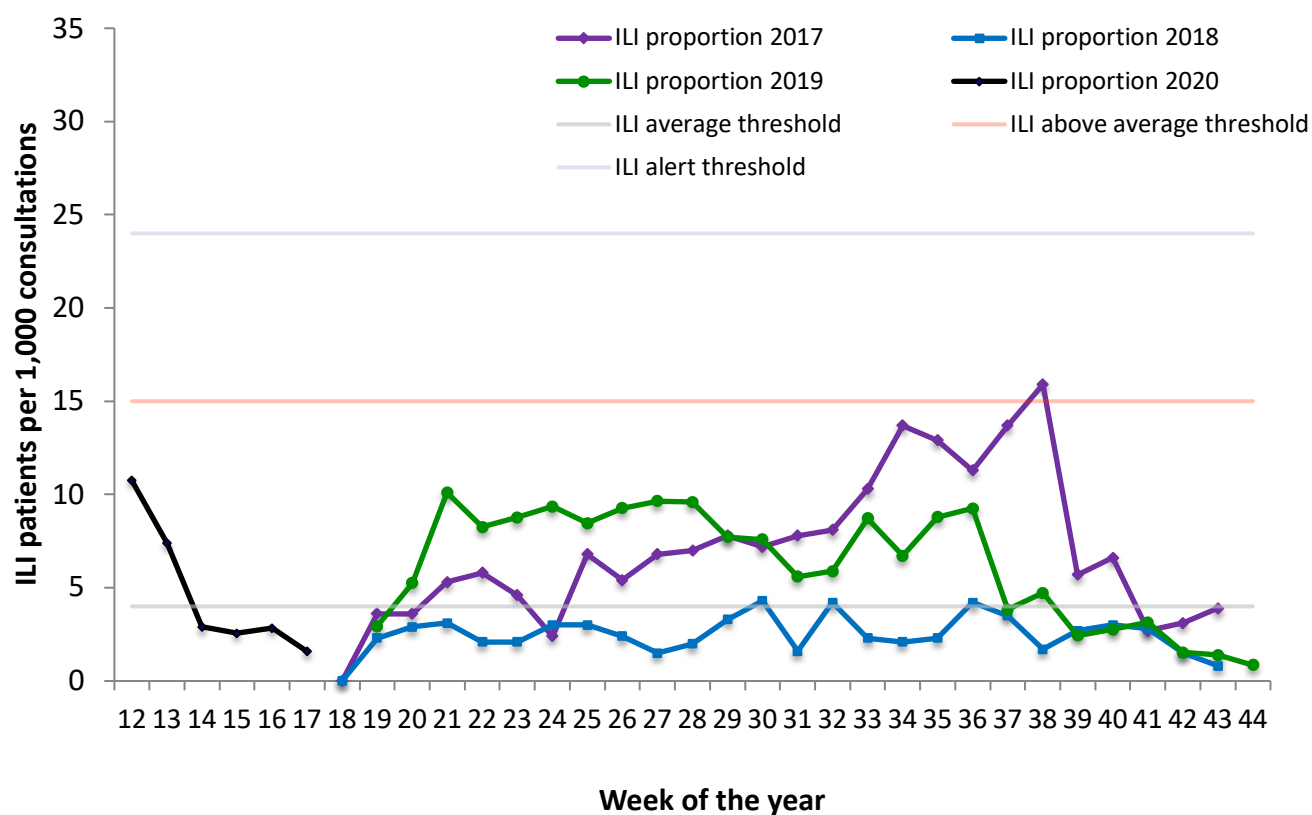
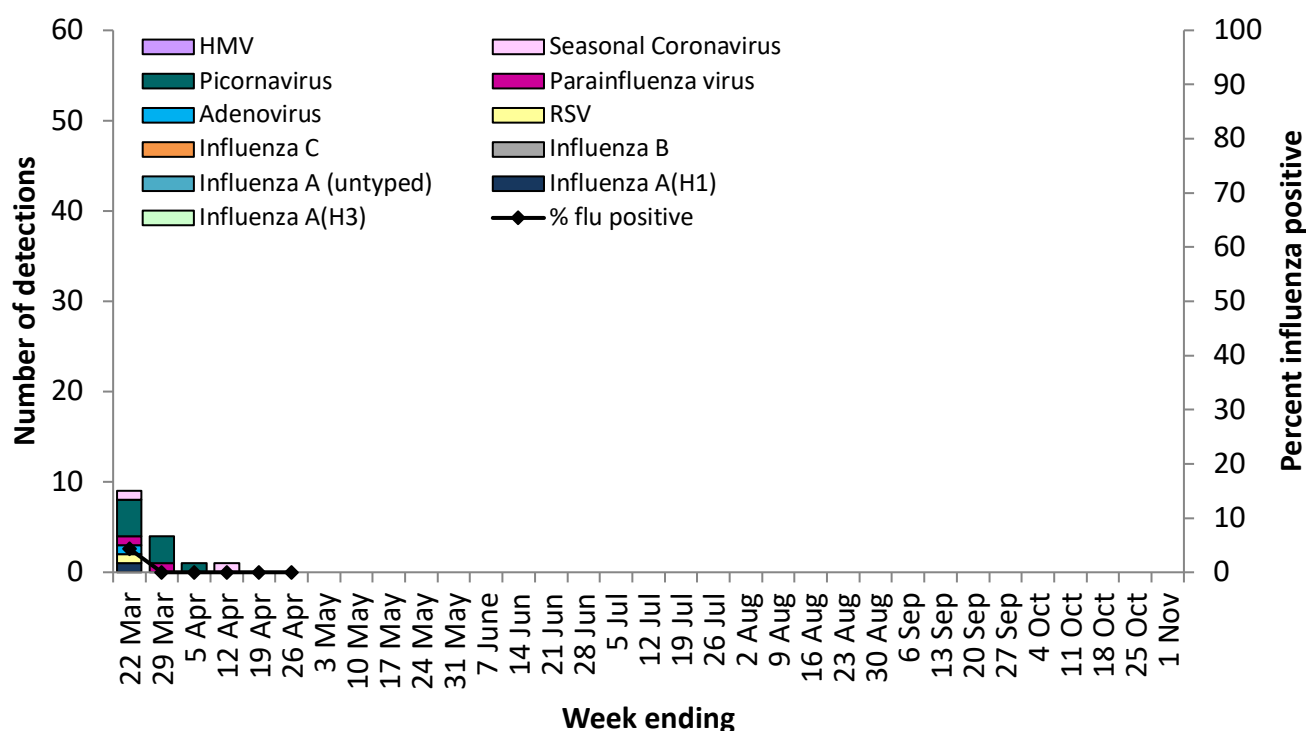


Figure 3. VicSPIN respiratory virus detections and percent influenza positive, Victoria, 2020



Observations from other influenza surveillance systems

Notified cases of laboratory confirmed influenza

- A total of 4,486 cases of laboratory confirmed influenza have been processed so far in 2020, only 0.6 times the number notified by the same time in 2019 (Figure 1). This number is subject to change as notifications are processed and entered.
- Year to date, 88.5% of notified cases have been type A (14% aged less than 10 years and 16% aged 65 years and over) and 11.5% have been type B (19% aged less than 10 years and 6% aged 65 years and over). However, there has been a small shift in the ratio of type A to B, with 86% type A and 14% type B in the last 4 weeks.

World Health Organization Collaborating Centre for Reference and Research on Influenza

- The strains included in the 2019 influenza vaccine are: A/Brisbane/02/2018 (H1N1)pdm09-like virus; A/South Australia/34/2019 (H3N2)-like virus and B/Washington/02/2019-like (B/Victoria lineage) virus with the quadrivalent vaccine including B/Phuket/3073/2013-like (B/Yamagata lineage) virus.
- A total of 48 Victorian isolates have been strain-typed by the WHO to date: 23 as A/Brisbane/02/2018-Like; 13 as A/Brisbane/02/2018-Low Reactor; 4 as A/South Australia/34/2019-Like; 3 as A/South Australia/34/2019-Low Reactor; and 5 as B/Washington/02/2019-Like.
- No isolates have shown resistance to zanamivir but two isolates have shown resistance to oseltamivir, among the 198 Australian isolates tested so far in 2020.