

## Report No. 15: Week ending 17 July 2022

### Overview

In 2022, the Victorian Sentinel Practice Influenza Network (**VicSPIN**), will report on influenza, SARS-CoV-2 and other respiratory viruses circulating in the community.

### The 2022 influenza season so far

**Influenza-like illness (ILI)** activity is currently **within the average** threshold for this week with **9.1 ILIs per 1000 patients seen**.

The number of notified cases of laboratory confirmed influenza is **almost 453 times higher** than the number notified by the same time in 2021 but **5% lower** than the number in 2019 prior to the COVID pandemic. Most notified cases have been **type A (99.95%)** (29% of type A cases are aged less than 10 years and 8% aged 65 years and over), **twelve cases** have been **type B (0.04%)** and **five cases** have been **type A and type B (0.02%)**.

**Nine swabs** were received from VicSPIN this week.

**One swab** tested positive for **influenza**.

Seasonal coronavirus was detected in one additional swab.

### The 2022 SARS-CoV-2 case numbers so far

The number of routinely notified COVID-19 cases based on PCR and RAT testing so far in 2022 is **2,091,414 cases**.

The number notified by the same time in 2021 was **411 cases**.

There have been **73,440 cases** reported in the past week.

There have been **21,643,246** PCR tests to date. The total number of rapid antigen tests (RATs) conducted is unknown.

**Zero of the nine swabs** received from VicSPIN this week tested positive for **SARS-CoV-2**.

Figure 1. Routinely notified influenza cases and VicSPIN ILI consultation proportions, Victoria, 2015 – 2022

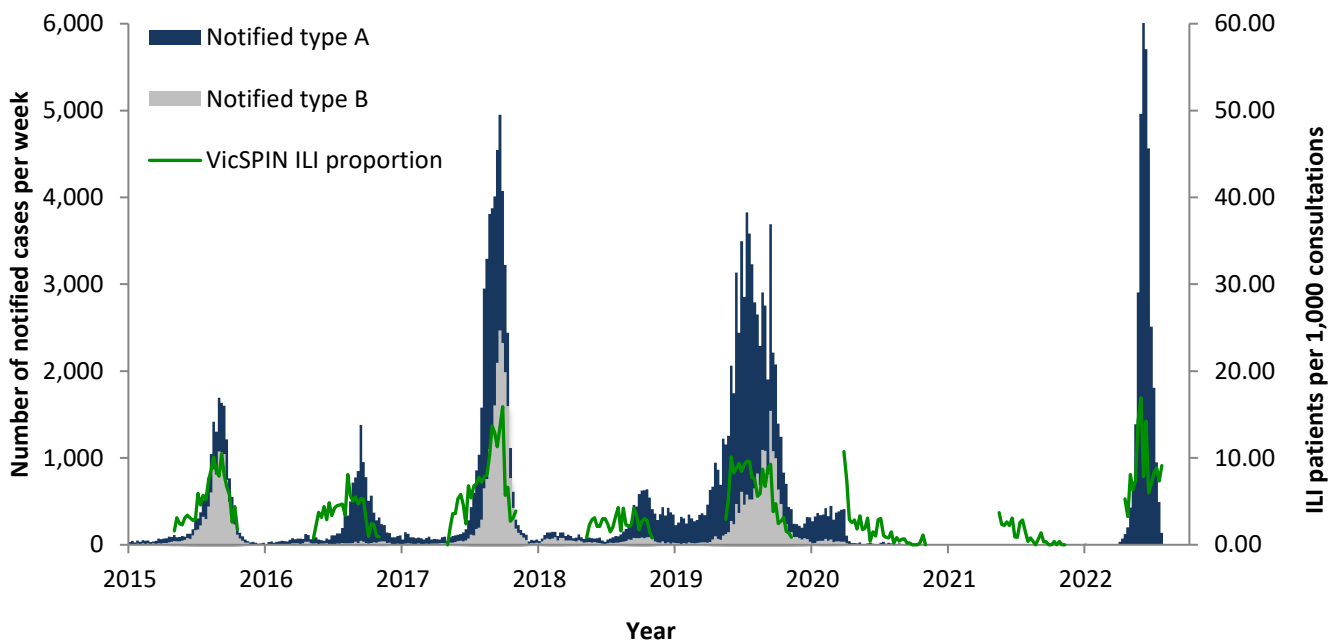
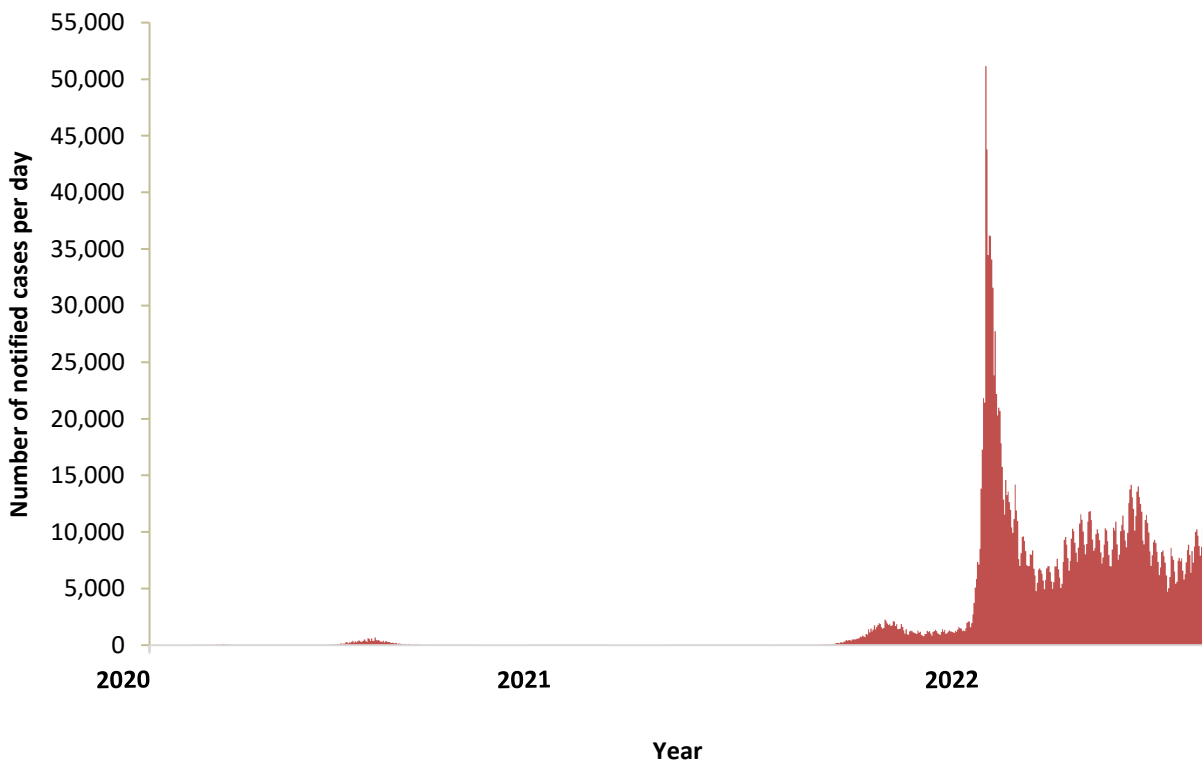


Figure 2. Daily routinely notified SARS-CoV-2 cases based on PCR and RAT testing, Victoria, 2020 – 2022



### Victorian Sentinel Practice Influenza Network

- The ILI proportion measured by VicSPIN for this week is **within** the average activity threshold with **9.1 ILI cases per 1,000 patients seen**. (Figures 1 & 3, and Table 1)
- **Nine swabs** were received from VicSPIN this week. (Figure 4 and Table 1)
- **One swab** tested positive for influenza. (Figure 4 and Table 1)
- **Zero swabs** tested positive for SARS-CoV-2. (Figure 4 and Table 1)
- Seasonal coronavirus was detected in one additional swab.

Table 1. Summary of reporting from general practice sentinel sites, week ending 17 July 2022.\*

	Week	Year-to-date
Number (%) of general practitioners reporting	29 (100%)	
Total patients seen	2087	26,333
Total patients with ILI	19	229
Consultation rate for ILI (per 1,000 patients)	9.1	8.7
Number of specimens received	9	93
Number (%) positive for influenza	1 (11%)	27 (29%)
Number (%) positive for SARS-CoV-2	0 (0%)	11 (12%)

\* These numbers are subject to change as data are processed and updated.

Figure 3. VicSPIN ILI consultation proportions, Victoria, 2018 – 2022

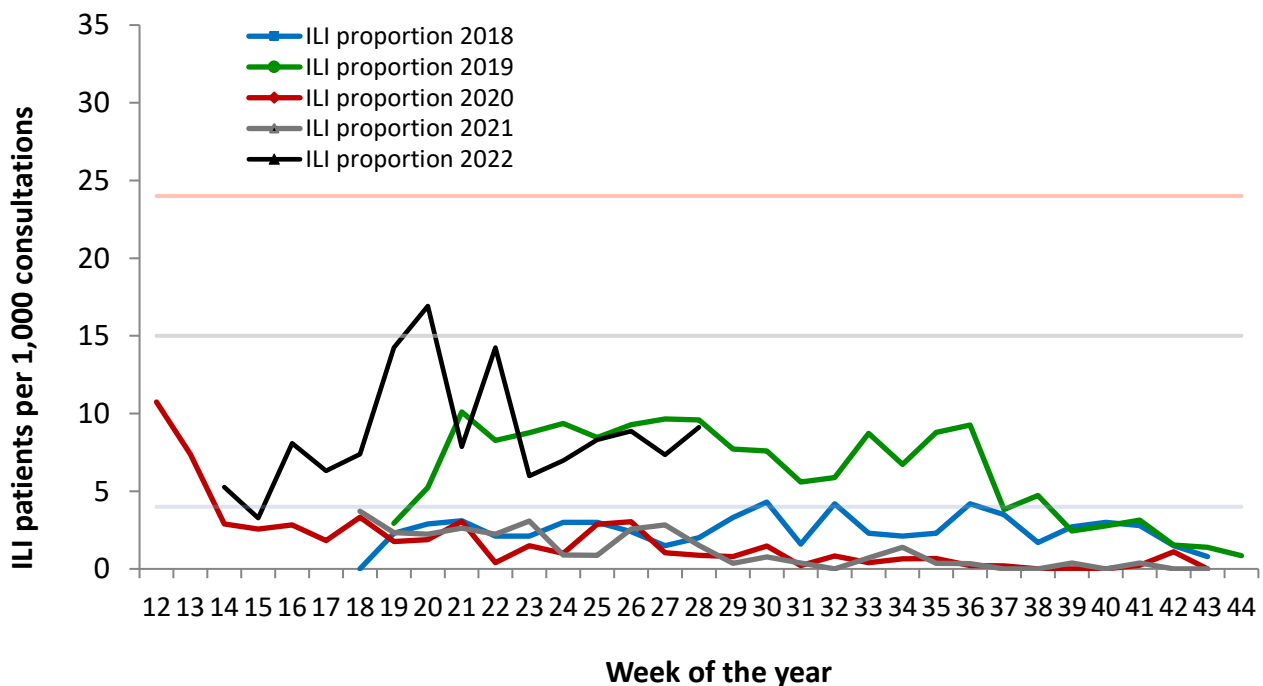
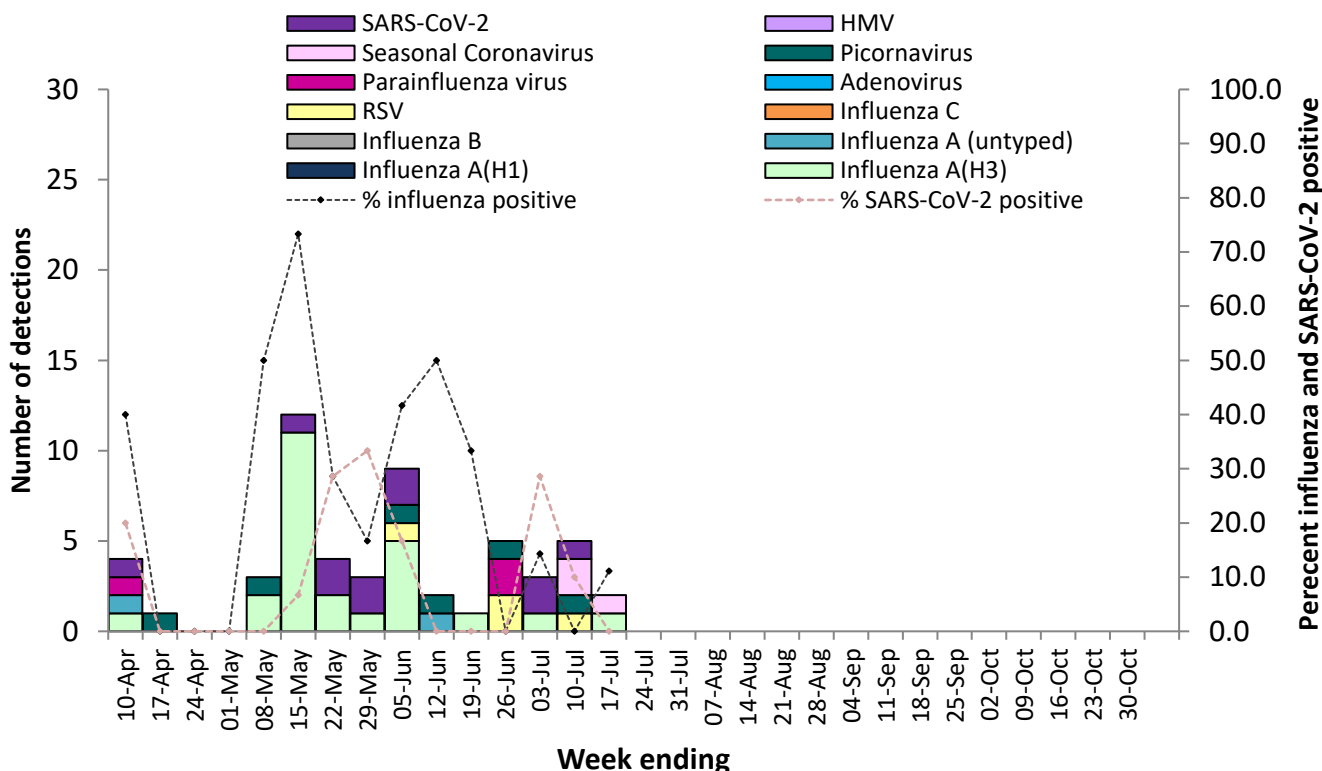


Figure 4. VicSPIN respiratory virus detections and percent influenza and SARS-CoV-2 positive, Victoria, 2022



### Observations from other influenza and SARS-CoV-2 surveillance systems

#### Notified cases of laboratory confirmed influenza and SARS-CoV-2

- The number of notified cases of laboratory confirmed influenza entered so far for this week is 138 (Table 2).
- A total of 33,055 cases of laboratory confirmed influenza have been processed so far in 2022, almost 453-fold increase on the number notified by the same time in 2021 but approximately 5% lower than the number in 2019, prior to the COVID pandemic (Figure 1 and Table 2).
- Year to date, 99.95% of notified cases have been type A (29% of Type A cases are aged less than 10 years and 8% aged 65 years and over), twelve cases (0.04%) have been type B and five cases (0.02%) have been type A and B.
- The number of total SARS-CoV-2 cases for this week is 73,440 (Table 2).
- A total of 2,091,414 probable and confirmed SARS-CoV-2 cases have been notified so far in 2022 compared with 411 for the same time in 2021 (Table 2)
- There have been 21,643,246 PCR tests to date. The total number of rapid antigen tests (RATs) conducted is unknown
- These numbers are subject to change as data are processed and uploaded.

Table 2. Summary of notified influenza and SARS-CoV-2 cases, for week ending 17 July 2022 and Year To Date (YTD) 2019 – 2022.

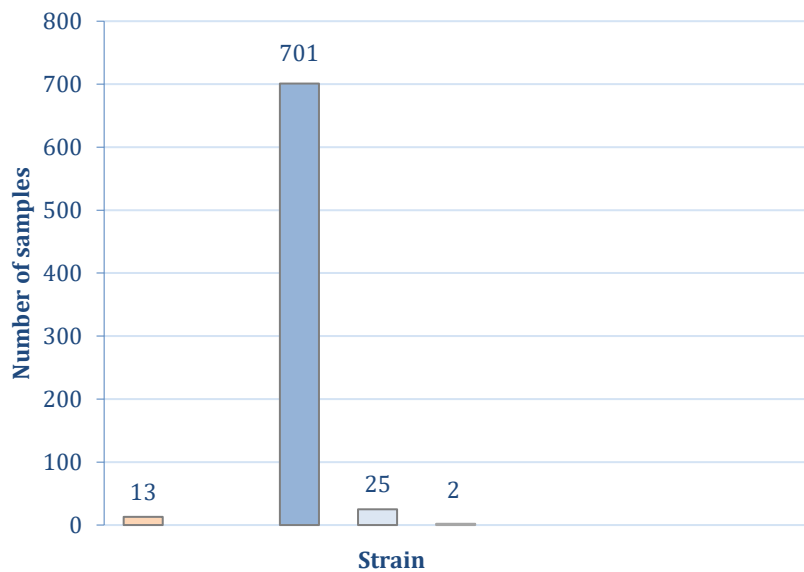
	Week	2022 YTD	2021 YTD	2020 YTD	2019 YTD
Notified influenza cases	138	33,055	73	4833	34,684
Notified SARS-CoV-2 cases	73,440	2,091,414	411	5280	N/A

**World Health Organization Collaborating Centre for Reference and Research on Influenza**

- The strains included in the 2022 egg-based Southern Hemisphere seasonal influenza quadrivalent vaccines are: A/Victoria/2570/2019 (H1N1)pdm09-like virus, A/Darwin/9/2021 (H3N2)-like virus, B/Austria/1359417/2021-like (B/Victoria lineage) virus and B/Phuket/3073/2013-like (B/Yamagata lineage) virus. ]
- The strains included in the 2022 cell-based Southern Hemisphere seasonal influenza quadrivalent vaccines are: A/Wisconsin/588/2019 (H1N1)pdm09-like virus, A/Darwin/9/2021 (H3N2)-like virus, B/Austria/1359417/2021-like (B/Victoria lineage) virus and B/Phuket/3073/2013-like (B/Yamagata lineage) virus.
- A total of 739 Victorian isolates has been strain-typed by the WHO to date. (Fig. 5)

*Figure 5. Victorian influenza isolates typed by haemagglutination inhibition assay, samples collected year-to-date, 2022.*

- STRAIN A H1PDM09
- A/Victoria/2570/2019-Like
- A/Victoria/2570/2019-Low Reactor
- STRAIN A H3
- A/Darwin/726/2019-Like
- A/Darwin/726/2019-Low Reactor
- Insufficient titre for HI\*
- STRAIN B VICTORIA
- B/Austria/1359417/2021-Like
- B/Austria/1359417/2021-Low Reactor
- Reactor
- STRAIN B YAMAGATA
- B/Phuket/3073/2013-Like
- B/Phuket/3073/2013-Low Reactor



\* Insufficient titre for HI means viruses were unable to be characterised in the HI assay.

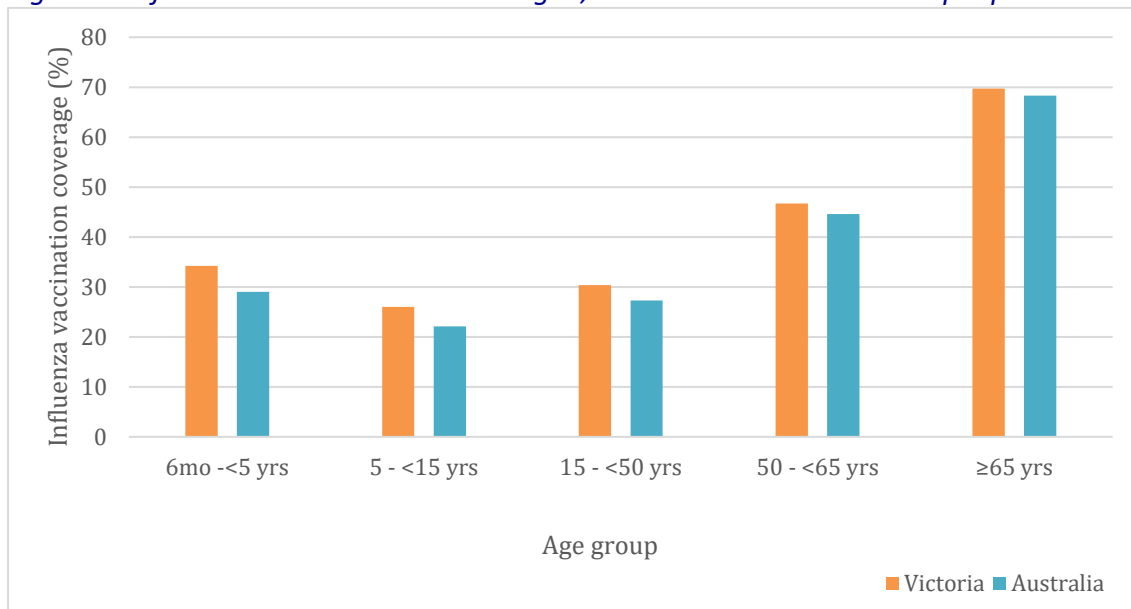
- N.B. A/Darwin/6/2019 is the cell equivalent of A/Darwin/9/2021 - H3N2 vaccine strain.
- No isolates have shown resistance to zanamivir, however two isolates have shown resistance to oseltamivir, among the 1204 Australian isolates tested so far in 2022.

## Influenza Vaccination Coverage

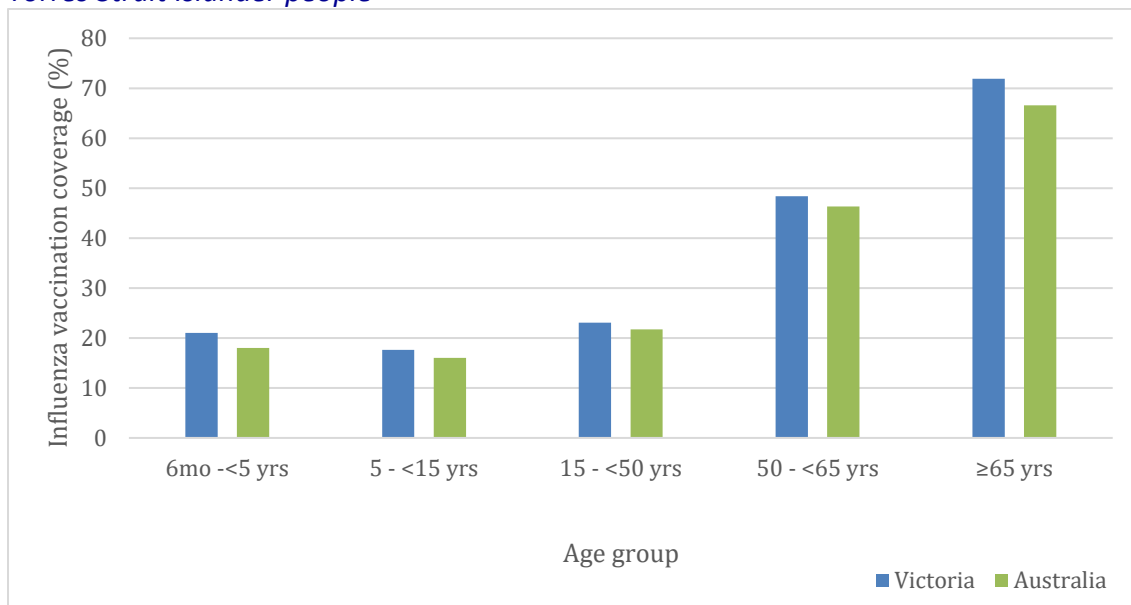
Influenza vaccination coverage for All people (Figure 6) and Aboriginal and Torres Strait Islander People (Figure 7) in Victoria and Australia, by age groups.

Data derived from the National Centre for Immunisation Research and Surveillance.<sup>1</sup>

*Figure 6. Influenza Vaccination % Coverage\*, Victoria and Australia - All people*



*Figure 7. Influenza Vaccination % Coverage\*, Victoria and Australia - Aboriginal and Torres Strait Islander people*



\*Coverage calculated using vaccinations given 01 Mar - 16 Jul 2022 (inclusive) (AIR data as at 17 Jul 2022).

1. National Centre for Immunisation Research and Surveillance, *Influenza Vaccination Coverage - by Jurisdiction, 2022*.  
<https://ncirs.org.au/influenza-vaccination-coverage-data/influenza-vaccination-coverage-jurisdiction>