

Report No. 9: Week ending 5 June 2022

Overview

In 2022, the Victorian Sentinel Practice Influenza Network (**VicSPIN**), will report on influenza, SARS-CoV-2 and other respiratory viruses circulating in the community.

The 2022 influenza season so far

Influenza-like illness (ILI) activity is currently **within the average** threshold for this week with **14.2 ILIs per 1000 patients seen**.

The number of notified cases of laboratory confirmed influenza is **almost 279 times higher** than the number notified by the same time in 2021 but only 17% higher than the number in 2019 prior to the COVID pandemic. **Most** notified cases have been **type A (99.9%)** (26% of type A cases are aged less than 10 years and 7% aged 65 years and over), **five cases have been type B** and **three cases have been type A and type B**.

Eleven swabs were received from VicSPIN this week.

Four swabs tested positive for **influenza**.

RSV and picornavirus were also **detected** in one swab each.

The 2022 SARS-CoV-2 case numbers so far

The number of routinely notified COVID-19 cases based on PCR and RAT testing so far in 2022 is **1,758,075 cases**.

The number notified by the same time in 2021 was **261 cases**.

There have been **58,367 cases** reported in the past week.

There have been **21,130,668** PCR tests to date. The total number of rapid antigen tests (RATs) conducted is unknown.

Two of the eleven swabs received from VicSPIN this week tested positive for **SARS-CoV-2**.

Figure 1. Routinely notified influenza cases and VicSPIN ILI consultation proportions, Victoria, 2015 – 2022

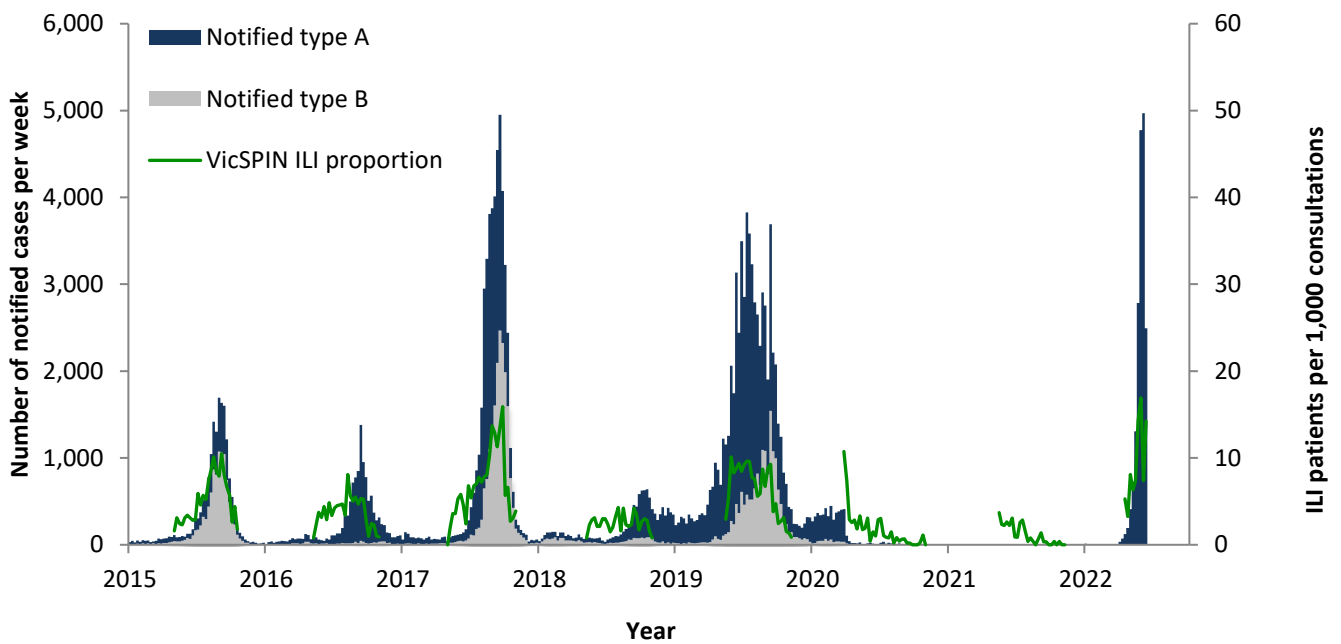
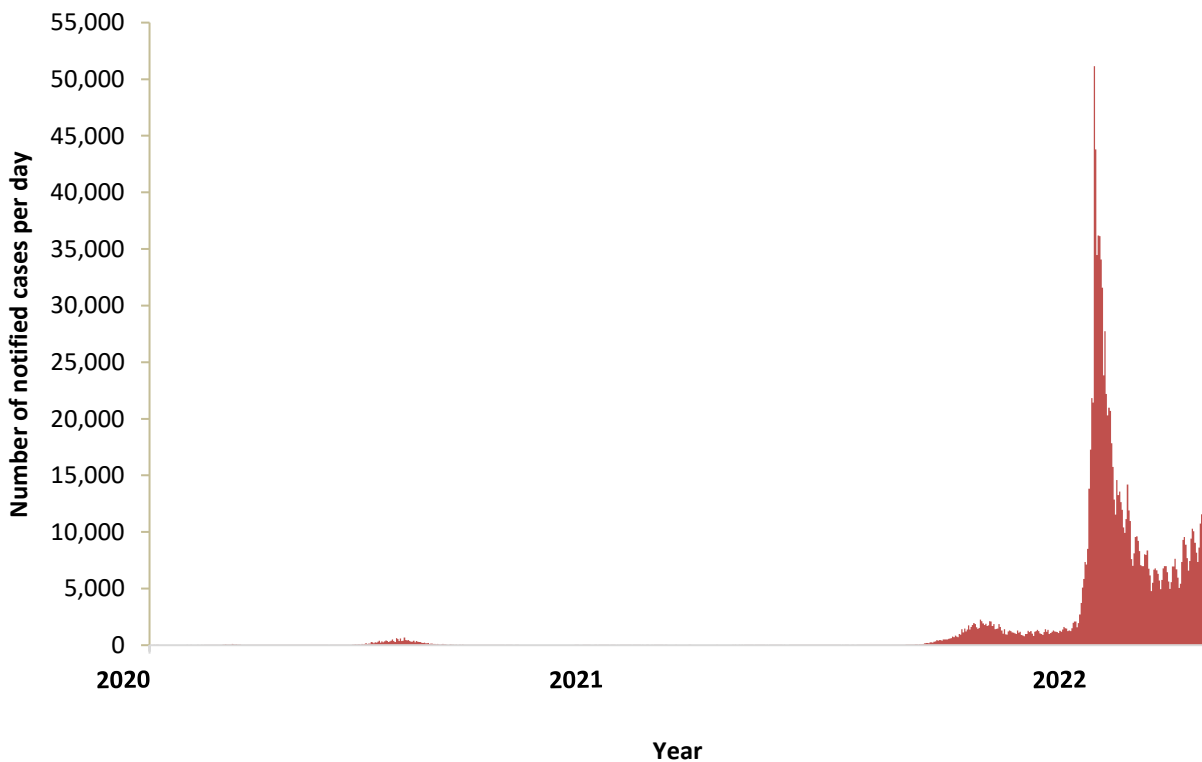


Figure 2. Daily routinely notified SARS-CoV-2 cases based on PCR and RAT testing, Victoria, 2020 – 2022



Victorian Sentinel Practice Influenza Network

- The ILI proportion measured by VicSPIN for this week is just **within** the average activity threshold with **14.2 ILI cases per 1,000 patients seen**. (Figures 1 & 3, and Table 1)
- **Eleven swabs** were received from VicSPIN this week. (Figure 4 and Table 1)
- **Four swabs** tested positive for influenza. (Figure 4 and Table 1)
- **Two swabs** tested positive for SARS-CoV-2. (Figure 4 and Table 1)
- RSV and picornavirus were detected in one swab each.

Table 1. Summary of reporting from general practice sentinel sites, week ending 5 June 2022.*

	Week	Year-to-date
Number (%) of general practitioners reporting	28 (100%)	
Total patients seen	2,036	15,415
Total patients with ILI	29	143
Consultation rate for ILI (per 1,000 patients)	14.2	9.3
Number of specimens received	11	55
Number (%) positive for influenza	4 (36.4%)	22 (40%)
Number (%) positive for SARS-CoV-2	2 (18.2%)	8 (14.5%)

* These numbers are subject to change as data are processed and updated.

Figure 3. VicSPIN ILI consultation proportions, Victoria, 2018 – 2022

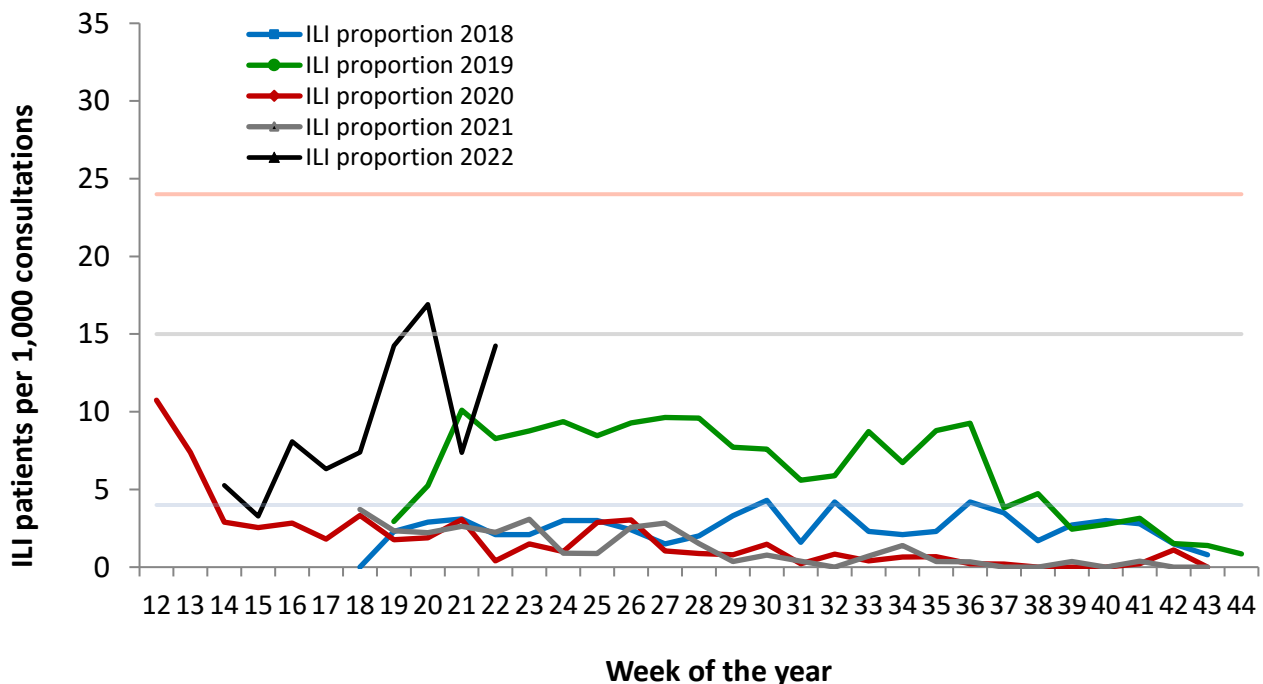
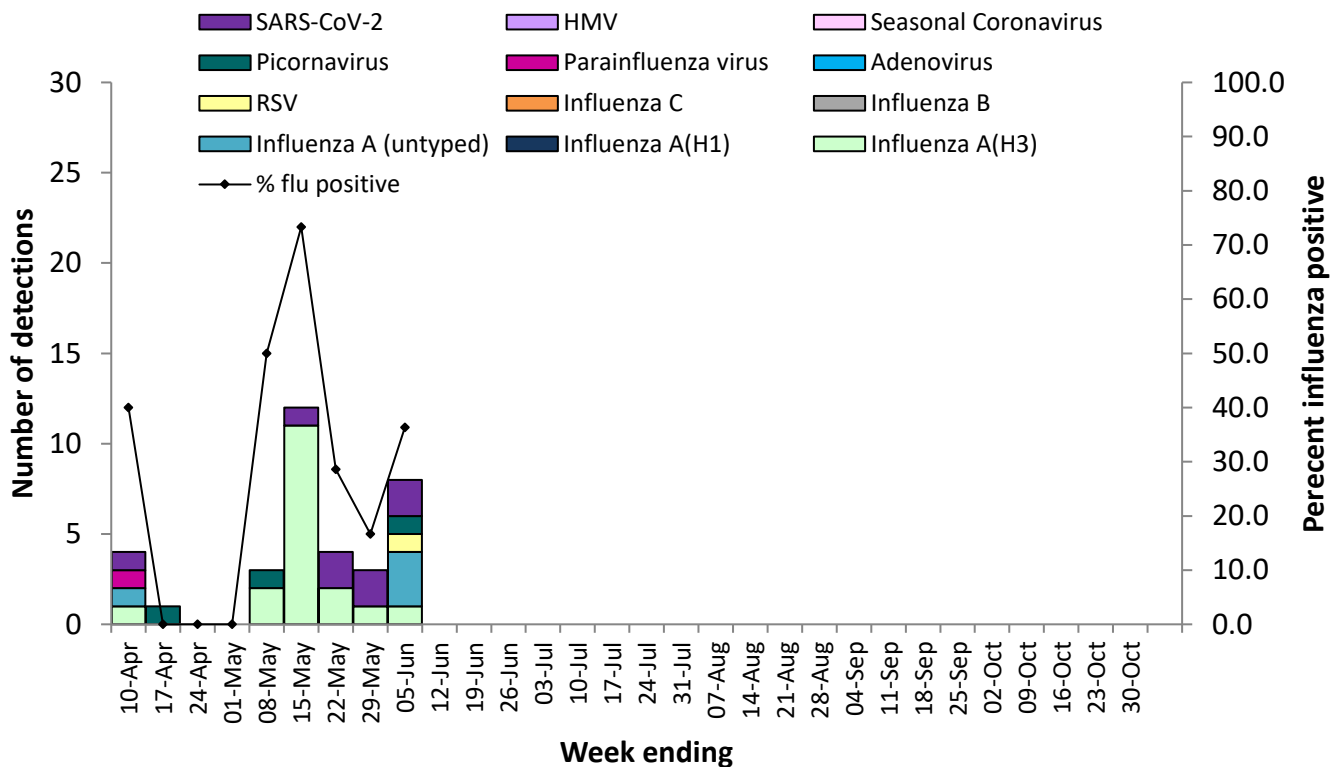


Figure 4. VicSPIN respiratory virus detections and percent influenza positive, Victoria, 2022



Observations from other influenza and SARS-CoV-2 surveillance systems

Notified cases of laboratory confirmed influenza and SARS-CoV-2

- The number of notified cases of laboratory confirmed influenza for this week is 2,493 (Table 2).
- A total of 17,855 cases of laboratory confirmed influenza have been processed so far in 2022, almost 279-fold increase on the number notified by the same time in 2021 but only 17% higher than in 2019, prior to the COVID pandemic (Figure 1 and Table 2).
- Year to date, 99.9% of notified cases have been type A (26% of Type A cases are aged less than 10 years and 7% aged 65 years and over), five cases has been type B and three cases has been type A and B.
- The number of total SARS-CoV-2 cases for this week is 58,367 (Table 2).
- A total of 1,758,075 probable and confirmed SARS-CoV-2 cases have been notified so far in 2022 compared with 261 for the same in 2021 (Table 2)
- There have been 21,130,668 PCR tests to date. The total number of rapid antigen tests (RATs) conducted is unknown
- These numbers are subject to change as data are processed and uploaded.

Table 2. Summary of notified influenza and SARS-CoV-2 cases, week ending 5 June 2022.

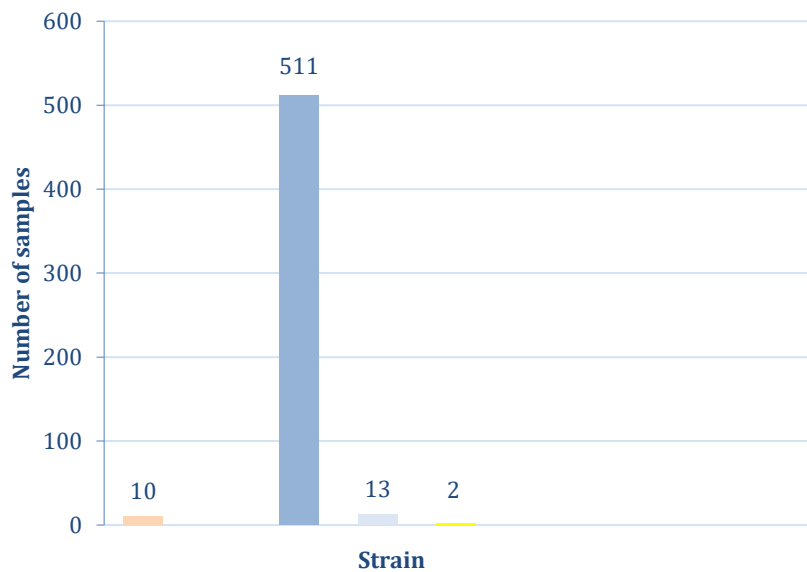
	Week	2022 Year-to-date	2021 Year-to-date	2019 Year-to-date
Notified influenza cases	2,493	17,855	64	15,213
Notified SARS-CoV-2 cases	58,367	1,758,075	261	N/A

World Health Organization Collaborating Centre for Reference and Research on Influenza

- The strains included in the 2022 egg-based Southern Hemisphere seasonal influenza quadrivalent vaccines are: A/Victoria/2570/2019 (H1N1)pdm09-like virus, A/Darwin/9/2021 (H3N2)-like virus, B/Austria/1359417/2021-like (B/Victoria lineage) virus and B/Phuket/3073/2013-like (B/Yamagata lineage) virus.]
- The strains included in the 2022 cell-based Southern Hemisphere seasonal influenza quadrivalent vaccines are: A/Wisconsin/588/2019 (H1N1)pdm09-like virus, A/Darwin/9/2021 (H3N2)-like virus, B/Austria/1359417/2021-like (B/Victoria lineage) virus and B/Phuket/3073/2013-like (B/Yamagata lineage) virus.
- A total of 534 *Victorian* isolates has been strain-typed by the WHO to date. (Fig. 5)

Figure 5. Victorian influenza isolates typed by haemagglutination inhibition assay, samples collected year-to-date, 2022.

- STRAIN A H1PDM09
- A/Victoria/2570/2019-Like
- A/Victoria/2570/2019-Low Reactor
- STRAIN A H3
- A/Darwin/726/2019-Like
- A/Darwin/726/2019-Low Reactor
- Insufficient titre for HI*
- STRAIN B VICTORIA
- B/Austria/1359417/2021-Like
- B/Austria/1359417/2021-Low Reactor
- STRAIN B YAMAGATA
- B/Phuket/3073/2013-Like
- B/Phuket/3073/2013-Low Reactor



* Insufficient titre for HI means viruses were unable to be characterised in the HI assay.

- N.B. A/Darwin/6/2019 is the cell equivalent of A/Darwin/9/2021 - H3N2 vaccine strain.
- No isolates have shown resistance to zanamivir, however two isolates have shown resistance to oseltamivir, among the 742 Australian isolates tested so far in 2022.