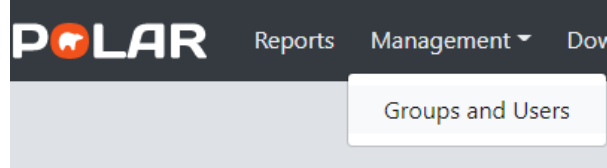


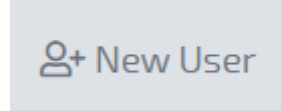
Installing Walrus/Adding Users and user management

Setting up New Users & Roles

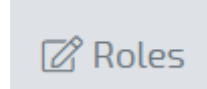
Open POLAR and select Management you will need to have ADMIN access to see the Management function.



To add new users go to New User top right hand side. Create the user by filling in the template fields.



To set up roles select Roles top right hand side.



Select the Role from the left hand column. Then in the right hand column under reports select the reports you want the role to have access to.

Reports Walrus Sections Walrus Notifications

Access	Name ↑
Yes <input type="radio"/> No <input type="radio"/>	
<input checked="" type="checkbox"/>	Cardiovascular Disease Clinic Cardiovascular Disease Clinic
<input checked="" type="checkbox"/>	Clinic Summary Clinic Summary report including CLINICAL INDICATORS
<input checked="" type="checkbox"/>	COVID Vaccine Rollout Status Vaccine rollout status report for Clinics
<input checked="" type="checkbox"/>	Hospitalisation Risk (BETA) Hospitalisation Risk Report
<input checked="" type="checkbox"/>	Patient Timeline WALRUS Patient Timeline WALRUS
<input checked="" type="checkbox"/>	PIPQI Clinic PIPQI Clinic Report
<input checked="" type="checkbox"/>	QIPC Clinic Report QIPC Report

Under Walrus selections you can select which walrus icons you want the role to have access to.

Reports **Walrus Sections** Walrus Notifications

Access	Name ↑
Yes <input type="radio"/> No <input type="radio"/>	
<input checked="" type="checkbox"/>	Walrus.Graphs Graphs button from Walrus
<input checked="" type="checkbox"/>	Walrus.Mbs MBS section of Walrus
<input checked="" type="checkbox"/>	Walrus.Missing Missing data section of Walrus
<input checked="" type="checkbox"/>	Walrus.Patient Patient info section of Walrus
<input checked="" type="checkbox"/>	Walrus.Pip PIP section of Walrus
<input checked="" type="checkbox"/>	Walrus.Risk Risk section of Walrus
<input checked="" type="checkbox"/>	Walrus.Timeline Button to open patient time line from Walrus

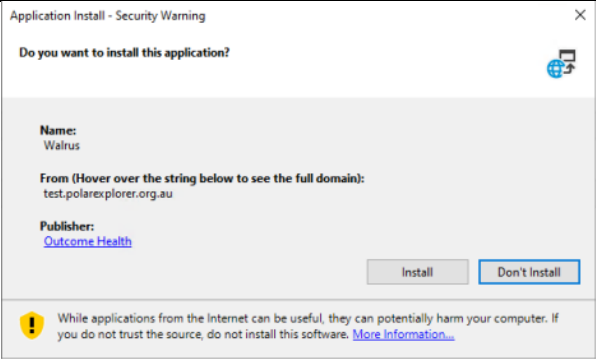
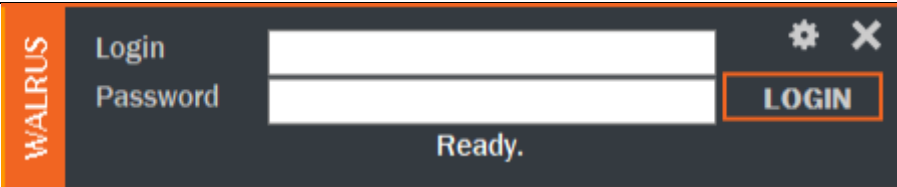

Under the Walrus Notifications you can select which notifications/prompts you want the role to have access to. Repeat with each role. All users allocated that role will now have the same set up.



















Reports Walrus Sections **Walrus Notifications**















Access	Name ↑
Yes <input type="radio"/> No <input type="radio"/>	
<input checked="" type="checkbox"/>	45-49 Health Assessment null
<input checked="" type="checkbox"/>	75+ Health Assessment null
<input checked="" type="checkbox"/>	Aboriginal & Torres Strait Islander Health Assessment null
<input checked="" type="checkbox"/>	Aboriginal & Torres Strait Islander Status null
<input checked="" type="checkbox"/>	Allergy null
<input checked="" type="checkbox"/>	Allergy Reaction null
<input checked="" type="checkbox"/>	APRI Risk: Little to no indication of cirrhosis (<0.5) null
<input checked="" type="checkbox"/>	APRI Risk: Moderate indicator of cirrhosis (>=0.5 & <=1.5) null
<input checked="" type="checkbox"/>	APRI Risk: Strong indicator of cirrhosis (>1.5) null
<input checked="" type="checkbox"/>	Audit C required null
<input checked="" type="checkbox"/>	Blood Pressure recording required null
<input checked="" type="checkbox"/>	BMI not recorded null
<input checked="" type="checkbox"/>	BMI recording required Non Indigenous aged 18 or older with no BMI recorded in the past 24 months
<input checked="" type="checkbox"/>	Care Plan Review null
<input checked="" type="checkbox"/>	Cervical Screening Test required null
<input checked="" type="checkbox"/>	Country of birth null




Note you can customise the reports for each user as well.

Installation

<p>You are now ready to install WALRUS you will need to do this on each workstation.</p> <p>From the Welcome to POLAR page you will see the Walrus tile and the link to the installer download this you may want to save it to a USB if you have multiple workstations.</p>	
<p>When Walrus starts you will be prompted to enter your login details. Note these are the same as your POLAR login.</p>	
<p>Users will need to login to Walrus each day by clicking on the icon in the task bar it will remain open and change for each patient for an 8 hour session.</p>	
<p>The Icons are explained below.</p>	

	<h3>MBS Eligibility</h3> <ul style="list-style-type: none"> Possibly eligible for new GPMP OPEN Possibly eligible for new TCA OPEN Potentially eligible for 75+ Health Assessment OPEN Potentially eligible for Diabetes Cycle of Care OPEN Potentially eligible for Heart Health Check <div style="border: 1px solid orange; padding: 5px;"> <p>WALRUS  Felix Adams 30/12/1928 93 yo ⚙️ ✕</p> <div style="display: flex; justify-content: space-between;"> <div></div> <div></div> <div></div> <div></div> <div></div> <div></div> <div></div> </div> </div>	
	<h3>Risk</h3> <ul style="list-style-type: none"> Blood Pressure recording required OPEN BMI recording required OPEN COVID Vaccine Status: Unvaccinated OPEN CVD Risk: At Risk OPEN HbA1c testing is due for diabetes monitoring care OPEN Hospitalisation (HARP) Risk: Low OPEN Lipids test required OPEN <div style="border: 1px solid orange; padding: 5px;"> <p>WALRUS  Felix Adams 30/12/1928 93 yo ⚙️ ✕</p> <div style="display: flex; justify-content: space-between;"> <div></div> <div></div> <div></div> <div></div> <div></div> <div></div> <div></div> </div> </div>	

 <p>Missing PIP Information</p>	<p>PIP Quality Improvement</p> <p>No missing PIP data</p> <div style="border: 1px solid orange; padding: 5px;"> <p>WALRUS Felix Adams 30/12/1928 93 yo ⚙️ ✕</p> <p>        </p> </div>																								
 <p>Missing Demographic and Clinical data</p>	<p>Missing</p> <table border="1"> <tr> <td>Aboriginal Torres Strait Islander Status</td> <td>OPEN</td> <td>CLOSE</td> </tr> <tr> <td>Allergy</td> <td></td> <td>OPEN</td> </tr> <tr> <td>Audit C required</td> <td></td> <td>OPEN</td> </tr> <tr> <td>BMI not recorded</td> <td></td> <td>OPEN</td> </tr> <tr> <td>Emergency Contact</td> <td></td> <td>OPEN</td> </tr> <tr> <td>Ethnicity</td> <td></td> <td>OPEN</td> </tr> <tr> <td>Family History</td> <td></td> <td>OPEN</td> </tr> <tr> <td>Smoking Status</td> <td></td> <td>OPEN</td> </tr> </table> <div style="border: 1px solid orange; padding: 5px;"> <p>WALRUS Felix Adams 30/12/1928 93 yo ⚙️ ✕</p> <p>        </p> </div>	Aboriginal Torres Strait Islander Status	OPEN	CLOSE	Allergy		OPEN	Audit C required		OPEN	BMI not recorded		OPEN	Emergency Contact		OPEN	Ethnicity		OPEN	Family History		OPEN	Smoking Status		OPEN
Aboriginal Torres Strait Islander Status	OPEN	CLOSE																							
Allergy		OPEN																							
Audit C required		OPEN																							
BMI not recorded		OPEN																							
Emergency Contact		OPEN																							
Ethnicity		OPEN																							
Family History		OPEN																							
Smoking Status		OPEN																							

 <p>Patient Timeline with a snapshot of information</p>	<div style="display: flex; justify-content: space-between;"> Detailed View Summary View </div> <p>2022</p> <table border="1"> <thead> <tr> <th></th> <th>Aug</th> <th>Sep</th> <th>Oct</th> <th>Nov</th> <th>Dec</th> </tr> </thead> <tbody> <tr> <td>Activities</td> <td></td> <td></td> <td></td> <td></td> <td></td> </tr> <tr> <td>○ Activities</td> <td></td> <td></td> <td></td> <td></td> <td></td> </tr> <tr> <td>Care Planning</td> <td></td> <td></td> <td></td> <td></td> <td></td> </tr> <tr> <td>○ Care Plan</td> <td></td> <td></td> <td></td> <td></td> <td></td> </tr> <tr> <td>○ Care Plan Review</td> <td></td> <td></td> <td></td> <td></td> <td></td> </tr> <tr> <td>Diagnosis</td> <td></td> <td></td> <td></td> <td></td> <td></td> </tr> <tr> <td>○ Active Chronic Disease</td> <td></td> <td></td> <td></td> <td></td> <td></td> </tr> <tr> <td>○ Active Diagnosis</td> <td></td> <td></td> <td></td> <td></td> <td></td> </tr> <tr> <td>○ Inactive Diagnosis</td> <td></td> <td></td> <td></td> <td></td> <td></td> </tr> </tbody> </table> <p>2 Care Plans (Nov)</p> <p>1 Active Diagnosis (Nov)</p> <p>1 Active Chronic Disease Diagnosis (Nov)</p>		Aug	Sep	Oct	Nov	Dec	Activities						○ Activities						Care Planning						○ Care Plan						○ Care Plan Review						Diagnosis						○ Active Chronic Disease						○ Active Diagnosis						○ Inactive Diagnosis					
	Aug	Sep	Oct	Nov	Dec																																																								
Activities																																																													
○ Activities																																																													
Care Planning																																																													
○ Care Plan																																																													
○ Care Plan Review																																																													
Diagnosis																																																													
○ Active Chronic Disease																																																													
○ Active Diagnosis																																																													
○ Inactive Diagnosis																																																													
 <p>Snapshot</p>	<table border="1"> <thead> <tr> <th>ALLERGIES</th> <th>DIAGNOSIS</th> <th>IMMUNISATIONS</th> <th>MEDICATIONS</th> </tr> </thead> <tbody> <tr> <td colspan="2">ENTITY</td> <td colspan="2">OBSERVATION</td> </tr> <tr> <td colspan="4"> </td> </tr> </tbody> </table>	ALLERGIES	DIAGNOSIS	IMMUNISATIONS	MEDICATIONS	ENTITY		OBSERVATION																																																					
ALLERGIES	DIAGNOSIS	IMMUNISATIONS	MEDICATIONS																																																										
ENTITY		OBSERVATION																																																											
 <p>Graphs</p>	<table border="1"> <thead> <tr> <th>BLOOD PRESSURE</th> <th>BMI</th> <th>LIPIDS</th> <th>CREATININE</th> <th>EGFR</th> </tr> </thead> <tbody> <tr> <td>HBA1C</td> <td>MICRO ALBUMIN</td> <td>PEAK FLOW</td> <td>PSA</td> <td></td> </tr> <tr> <td colspan="5" style="text-align: center;">Nil Blood Pressure entered</td> </tr> </tbody> </table>	BLOOD PRESSURE	BMI	LIPIDS	CREATININE	EGFR	HBA1C	MICRO ALBUMIN	PEAK FLOW	PSA		Nil Blood Pressure entered																																																	
BLOOD PRESSURE	BMI	LIPIDS	CREATININE	EGFR																																																									
HBA1C	MICRO ALBUMIN	PEAK FLOW	PSA																																																										
Nil Blood Pressure entered																																																													